










INTERNATIONAL SURREY COMPANY

Deluxe Model Replacement Part Manual

JANUARY 1, 2013
PEDALING SINCE 1970

IMAGE*	DESCRIPTION	PART #
<i>DRIVETRAIN COMPONENTS</i>		
	Driver Side 22 Tooth Freewheel	116-22
	Passenger Side 22 Tooth Freewheel <i>(reverse thread)ⁱ</i>	117-22
	Driver Side 28 Tooth Freewheel	116-28
	Passenger Side 28 Tooth Freewheel <i>(reverse thread)ⁱⁱ</i>	117-28
	3 Hole Passenger Side Freewheel Crank Insert <i>(reverse)ⁱⁱⁱ</i>	117-3FR
	5 Hole Freewheel Crank Insert	116-F
	5 Hole Freewheel Crank Insert <i>(reverse)^{iv}</i>	116-FR
	26 Tooth Sprocket For 7 Speed Hub	116-26
	30 Tooth Crank Chainring	597-30CR
	32 Tooth Crank Chainring	597-32CR
	36 Tooth Crank Chainring	597-36CR
	Nickel Plated 510 Z Surrey Chain <i>(68.5 inches)</i>	118
	Nickel Plated 510 Z Front Limousine Chain <i>(78 inches)</i>	155
	Nickel Plated 510 Z Rear Limousine Chain <i>(64 inches)</i>	156
	Nickel Plated 510 Z <i>(per foot)</i>	118-F
	Nickel Plated 510 Z Master Link	119











	Rear Wheel Hub Freewheel Bushing	167-B
	Deluxe Sealed Bearing Threaded Bottom Bracket	230
	Nylon 9/16ths Surrey Pedals	50-N
	Alloy 9/16ths Surrey Pedals	50-A
	Aluminum Alloy 33 Tooth Surrey Crank (right thread)	597-33
	Aluminum Alloy 33 Tooth Surrey Crank (reverse thread) ^v	597-33R
	Aluminum Alloy Crank (left arm)	48-A
	Aluminum Alloy Crank (left arm- reverse thread) ^{vi}	48-AR
	Steel 32T Freewheeling Crank (single chainring)	597-32
	Steel 32T Freewheeling Crank (reverse thread) ^{vii}	597-32-R
	Steel 32T Freewheeling Crank (double chainring)	157-32
	Steel 32T Freewheeling Crank (double chainring) (reverse thread) ^{viii}	157-32-R
	Steel Left Arm	48
	Steel Left Arm (reverse thread) ^{ix}	48R
	Limousine Deluxe Complete Idler	37

	Limousine Deluxe Idler Spring	153
	Limousine Deluxe Idler Pad	154
	Rear Steel Wheel 18 inch (without Tire and Tube) <i>Right Thread</i> <i>Reverse Thread</i> (left-side drivetrain) ^x	143 147
	Rear Alloy Wheel 18 inch (without Tire and Tube) <i>Right Thread</i> <i>Reverse Thread</i> (left-side drivetrain) ^{xi}	143-A 147-A
	Front Steel Wheel 16 inch (without Tire and Tube)	142
	Front Alloy Wheel 16 inch (without Tire and Tube)	142-A
	Front Alloy Mag 16 inch (without Tire and Tube)	142-M
	Rear Alloy Mag 17 inch (without Tire and Tube) <i>Right Thread</i> <i>Reverse Thread</i> (left-side drivetrain) ^{xii}	143-M 147-M
	Pre 2013 Rear Hub <i>Driver</i> <i>Passenger</i> (reverse thread) ^{xiii}	152 151
	2013 Rear Hub	152-13

©2013 International Surrey Company





Note: All photographs are for illustrative purposes only. Actual products may be different in appearance. These replacement parts are for the Deluxe models of ISC. However, some parts may fit other models as well.

	<p>Front Tire 2.00-2.50 x 16</p> <p>Rear Tire 2.00-2.50 x 18</p> <p>Rear Tire 2.00-2.50 x 17</p>	<p>141</p> <p>137</p> <p>137-M</p>
	<p>Front Tube (16 inch)</p> <p>Rear Tube (18 inch)</p> <p>Rear Tube (17 inch)</p>	<p>81</p> <p>96</p> <p>96-M</p>
	<p>Wheel Rubber Rimmer Strip</p>	<p>94</p>
	<p>Front Steel Rim (16 x 1.4-1.5)</p> <p>Rear Steel Rim (18 x 1.4-1.5)</p> <p>Front Alloy Rim (16 x 1.4-1.5)</p> <p>Rear Alloy Rim (18 x 1.4-1.5)</p>	<p>76</p> <p>140</p> <p>76-A</p> <p>140-A</p>
	<p>148 mm Stainless Steel Spoke (rear wheel single cross)</p> <p>180 mm Stainless Steel Spoke (front wheel triple cross)</p> <p>190 mm Stainless Steel Spoke (rear wheel triple cross)</p> <p>194 mm Stainless Steel Spoke (2013 rear wheel triple cross)</p> <p>200 mm Stainless Steel Spoke (7 speed rear wheel)</p>	<p>148-MM</p> <p>180-MM</p> <p>190-MM</p> <p>194-MM</p> <p>200-MM</p>
	<p>Front Wheel Nipple</p> <p>Rear Wheel Nipple</p>	<p>78</p> <p>139</p>
	<p>Front Axle only</p>	<p>71</p>

	Brake Ball	125
7 SPEED COMPONENTS		
	Shimano Roller Brake	702
	7 Speed Hub Axle Bushing	170
	Roller Brake Hardware (<i>fixing bolt, cable stop, brake washer</i>)	703
	Shimano Nexus 7 Speed Hub	701
	Shimano Cassette Joint	704
	Non-turn Washer (<i>white and chrome</i>)	705-C 705-W
	Sprocket Cap and Snap Ring	706
	Shimano 7 Speed Revo Shifter	707
	Surrey Deluxe Shifting Cable Limousine Deluxe Shifting Cable	708 709







©2013 International Surrey Company


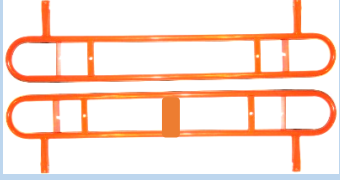






Note: All photographs are for illustrative purposes only. Actual products may be different in appearance. These replacement parts are for the Deluxe models of ISC. However, some parts may fit other models as well.

STEERING COMPONENTS		
	Deluxe Steering Wheel	59
	Rack & Pinion Steering Box	52
	Rubber Boot	53
	Rack & Pinion Cradle	280
	Rack & Pinion Collar	22
	Top Universal Joint	20-T
	Bottom Universal Joint	20-B
	Deluxe Steering Column	23
	Deluxe Driver Side Tie Rod	274
	Deluxe Driver Side Tie Rod (sealed bearing)	274SB
	Deluxe Passenger Side Tie Rod	273
	Deluxe Passenger Side Tie Rod (sealed bearing)	273SB
	Deluxe Linkage Arm	271
	Steering Spleen	55

©2013 International Surrey Company












Note: All photographs are for illustrative purposes only. Actual products may be different in appearance. These replacement parts are for the Deluxe models of ISC. However, some parts may fit other models as well.

	Steering Tension Spring	136
<i>FRAME COMPONENTS</i>		
	Surrey Deluxe Base Frame only	270
	Limousine Deluxe Base Frame only	277
	Stretch Limousine Deluxe Base Frame only	520
	Surrey Deluxe Driver Side Frame	11
	Surrey Deluxe Passenger Side Frame	10
	Limousine Deluxe Driver Side Frame	11-L
	Limousine Deluxe Passenger Side Frame	10-L
	Stretch Limousine Deluxe Driver Side Frame	11-SL
	Stretch Limousine Deluxe Passenger Side Frame	10-SL
	Nose Frame	2
	Front Bumper	278
	Rear Stay Brace Driver Side	14
	Rear Stay Brace Passenger Side	13

	Child Seat (complete)	21
	Bottom Seat Frame Surrey	12
	Bottom Seat Frame Rear Limousine and Stretch	12
	Bottom Seat Frame Front Limousine and 1st and 2nd Stretch	12-F
	Back Rest Seat Frame	220
	Back Rest Seat Frame Rear	219
	U Brace	30
	Front Awning Post (all models)	26
	Middle Awning Post (limousine and stretch)	39
	Rear Awning Post (all models)	25
	Surrey Deluxe Awning Frame	27
	Limousine Deluxe Awning Frame	40
	Stretch Limousine Deluxe Awning Frame	502
	Handle Bar	195










©2013 International Surrey Company

Note: All photographs are for illustrative purposes only. Actual products may be different in appearance. These replacement parts are for the Deluxe models of ISC. However, some parts may fit other models as well.

	<p>Surrey Chainguard</p> <p>Limousine Chainguard</p> <p>Stretch Chainguard</p>	<p>9</p> <p>36</p> <p>501</p>
	<p>Rear Limousine Handle Bar</p>	<p>195-R</p>
	<p>Limousine Front Bottom Seat Support</p>	<p>34</p>
	<p>Childseat Mounting Strap Brace</p>	<p>28</p>
	<p>Childseat Handle Bar</p>	<p>221</p>
	<p>Rear Stainless Steel Fender Frame</p>	<p>17</p>
	<p>Rear Fender</p>	<p>17-F</p>
	<p>Front Fender</p>	<p>61</p>
	<p>Front Fender Support Spine</p>	<p>61-S</p>
	<p>Limousine Rear Handle Bar Foam Grip</p>	<p>176</p>
	<p>Child Seat Handle Bar Grip</p>	<p>221-G</p>

©2013 International Surrey Company

Note: All photographs are for illustrative purposes only. Actual products may be different in appearance. These replacement parts are for the Deluxe models of ISC. However, some parts may fit other models as well.

	Child Seat Bottom Padded Seat	184-S
	Child Seat Single Backrest Padded Seat	184-BR
	Foam Injected Molded Seat Bottom	132
	Foam Injected Molded Backrest	131
	Surrey Deluxe Cloth Awning (51 ¼ x 39 ½ inches) Red Blue Green Black Yellow	121-R 121-B 121-G 121-BK 121-Y
	Limousine Deluxe Cloth Awning (79 x 39 ½ inches) Red Blue Green Black Yellow	158-R 158-B 158-G 158-BK 158-Y
	Stretch Limousine Deluxe Cloth Awning (107 x 39 ½ inches) Red Blue Green Black Yellow	512-R 512-B 512-G 512-BK 512-Y
	Rear Tail Light (LED battery powered)	66
	Head Lamp (LED battery powered)	258
<i>HARDWARE COMPONENTS</i>		
	8 mm Nut	8MM-N












©2013 International Surrey Company

Note: All photographs are for illustrative purposes only. Actual products may be different in appearance. These replacement parts are for the Deluxe models of ISC. However, some parts may fit other models as well.

	<p>10 mm Nut</p> <p>13 mm Nut</p>	<p>10MM-N</p> <p>13MM-N</p>
	<p>Small Rear Wheel Bearing (28 mm OD)</p> <p>Large Rear Wheel Bearing (37 mm OD)</p> <p>Front Wheel Bearing (43 mm OD)</p> <p>Steering Wheel Bearing (40 mm OD)</p> <p>King Pin Steering Bearing (Caged unsealed bearing)</p>	<p>202</p> <p>167</p> <p>72</p> <p>57</p> <p>72-U</p>
	<p>Washer for 8 mm Nut</p> <p>Washer for 10 mm Nut</p> <p>Washer 13 mm Nut</p> <p>Washer for Single Speed Rear Wheel</p> <p>Washer for 7 Speed Rear Wheel</p>	<p>8MM-W</p> <p>10MM-W</p> <p>13MM-W</p> <p>200</p> <p>200-7</p>
	<p>Rear Wheel Nut for 7 Speed Hub</p> <p>Rear Wheel Nut for Single Speed Hub</p>	<p>174-7</p> <p>174</p>
	<p>Replacement Childseat Safety Strap</p>	<p>218</p>
	<p>Set Screw</p>	<p>201</p>
	<p>Brush Bottle Touch Up Paint (0.6 oz)</p> <p>Red</p> <p>Blue</p>	<p>401</p> <p>402</p>




©2013 International Surrey Company

Note: All photographs are for illustrative purposes only. Actual products may be different in appearance. These replacement parts are for the Deluxe models of ISC. However, some parts may fit other models as well.

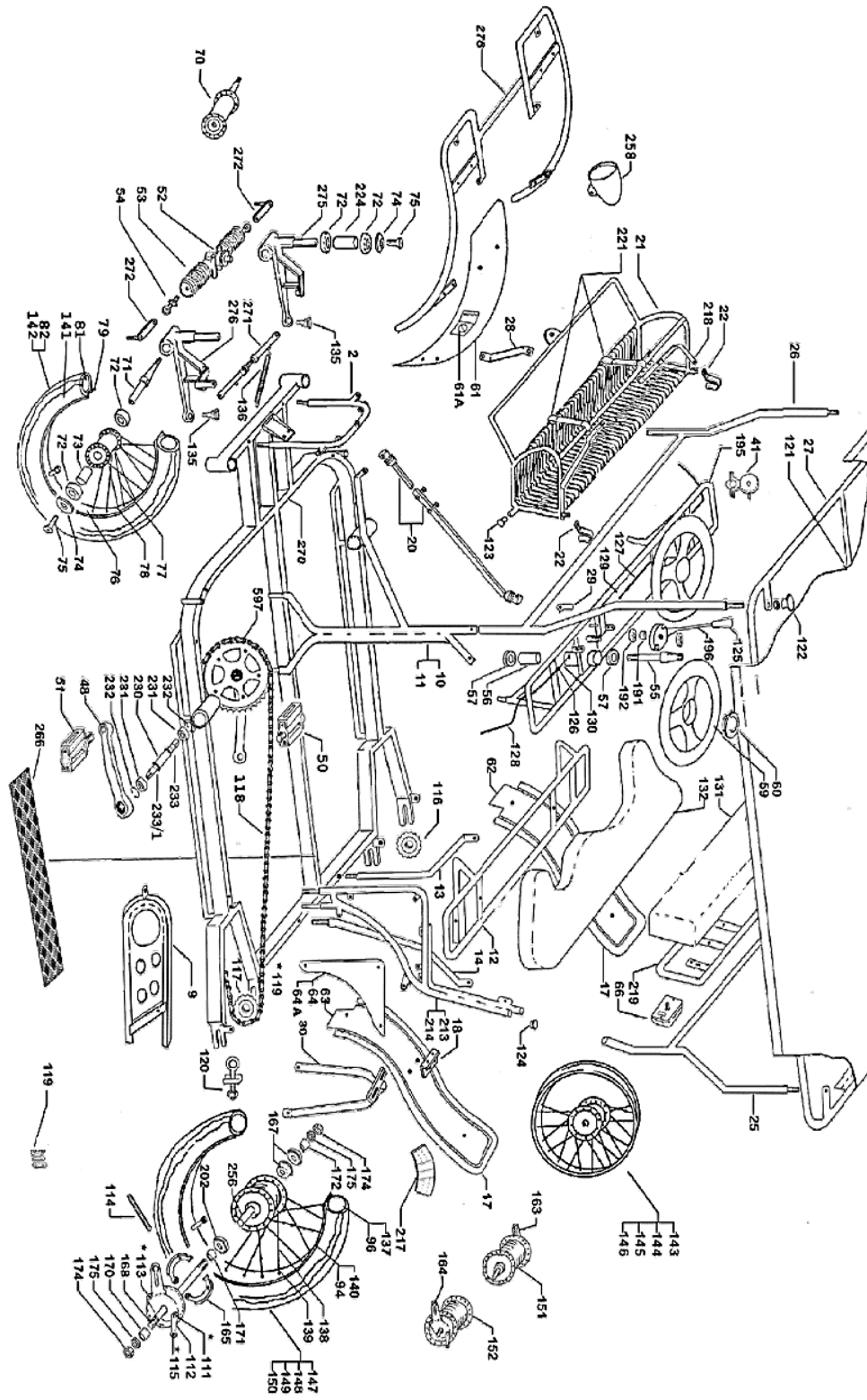
	Aerosol Can Spray Touch Up Paint (4.5 oz) Red Blue	403 404
	Frame Bolt (provide overall length and size nut that fits)	405
	Surrey Deluxe Diamond Plate Floorboard Limousine Deluxe Diamond Plate Floorboard Stretch Deluxe Diamond Plate Floorboard	266 266-L 266-SL
	Danger In Reverse Fender Decal	001
	Think Safety Handle Bar Decal	002
	Keep Feet Off Chainguard Decal	003
	Parking Brake Tab	29
	Steering wheel cap	60
	Single Speed Brake Cable Barrel	113
	Single Speed Brake Cable Nut	115
	Awning Post Nut	122

©2013 International Surrey Company

Note: All photographs are for illustrative purposes only. Actual products may be different in appearance. These replacement parts are for the Deluxe models of ISC. However, some parts may fit other models as well.

	¾ Inch Frame Tube Plug	124
	Allen Head Steering Wheel Bolt	245
	14mm Crank Arm Bolt	232

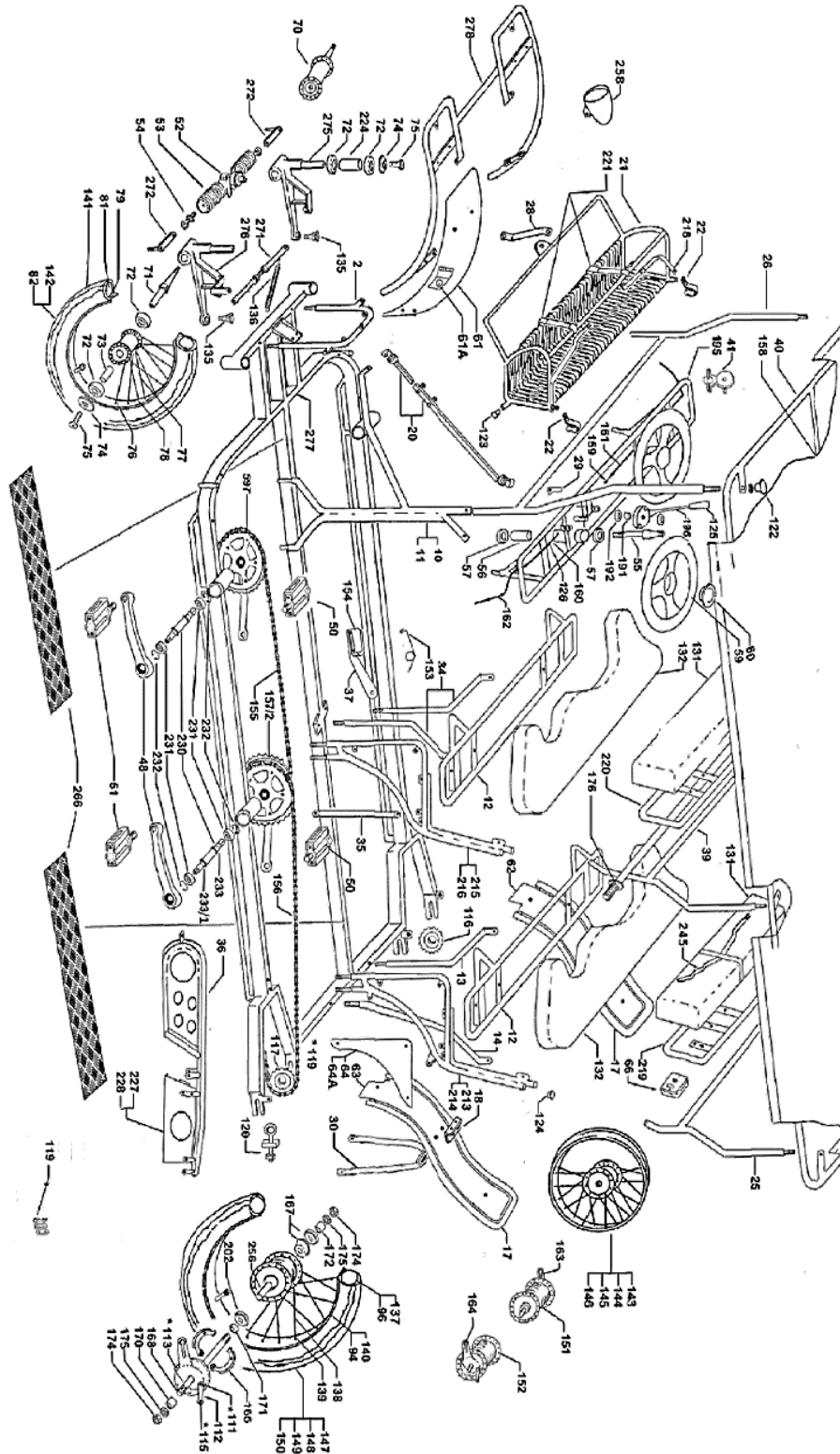
Surrey Deluxe



©2013 International Surrey Company

Note: All photographs are for illustrative purposes only. Actual products may be different in appearance. These replacement parts are for the Deluxe models of ISC. However, some parts may fit other models as well.

Surrey Limousine Deluxe



©2013 International Surrey Company

Note: All photographs are for illustrative purposes only. Actual products may be different in appearance. These replacement parts are for the Deluxe models of ISC. However, some parts may fit other models as well.

-
- ⁱ All reverse thread components are for Surreys that have the chain drive running under the left foot on the passenger side of the unit (the opposite side of the driver side).
 - ⁱⁱ All reverse thread components are for Surreys that have the chain drive running under the left foot on the passenger side of the unit (the opposite side of the driver side).
 - ⁱⁱⁱ All reverse thread components are for Surreys that have the chain drive running under the left foot on the passenger side of the unit (the opposite side of the driver side).
 - ^{iv} All reverse thread components are for Surreys that have the chain drive running under the left foot on the passenger side of the unit (the opposite side of the driver side).
 - ^v All reverse thread components are for Surreys that have the chain drive running under the left foot on the passenger side of the unit (the opposite side of the driver side).
 - ^{vi} All reverse thread components are for Surreys that have the chain drive running under the left foot on the passenger side of the unit (the opposite side of the driver side).
 - ^{vii} All reverse thread components are for Surreys that have the chain drive running under the left foot on the passenger side of the unit (the opposite side of the driver side).
 - ^{viii} All reverse thread components are for Surreys that have the chain drive running under the left foot on the passenger side of the unit (the opposite side of the driver side).
 - ^{ix} All reverse thread components are for Surreys that have the chain drive running under the left foot on the passenger side of the unit (the opposite side of the driver side).
 - ^x All reverse thread components are for Surreys that have the chain drive running under the left foot on the passenger side of the unit (the opposite side of the driver side).
 - ^{xi} All reverse thread components are for Surreys that have the chain drive running under the left foot on the passenger side of the unit (the opposite side of the driver side).
 - ^{xii} All reverse thread components are for Surreys that have the chain drive running under the left foot on the passenger side of the unit (the opposite side of the driver side).
 - ^{xiii} All reverse thread components are for Surreys that have the chain drive running under the left foot on the passenger side of the unit (the opposite side of the driver side).